

# *Federal Forest Management Issues and the Impacts to Our 4 Western States*

PNWER Summit Forestry Session  
Whistler, British Columbia July 21, 2014  
Tom Partin, President AFRC

**Who Is AFRC and Tom Partin**

**What is the Current Management Situation on Federal Forests**

**How Much and Why Have Federal Harvests Dropped**

**What Have Been the Impacts with Reduced Timber Harvests**

**New Legislation That Could Provide Some Possible Solutions**

**How Can State Legislators Help**

# Who Is AFRC & Tom Partin

---

## AFRC

AFRC Represents the Forest Products Industry in Five Western States

We Lobby for Balanced and Sustained Management on our Public Forests

Our Members rely on a Component of Public Timber for Their Operations

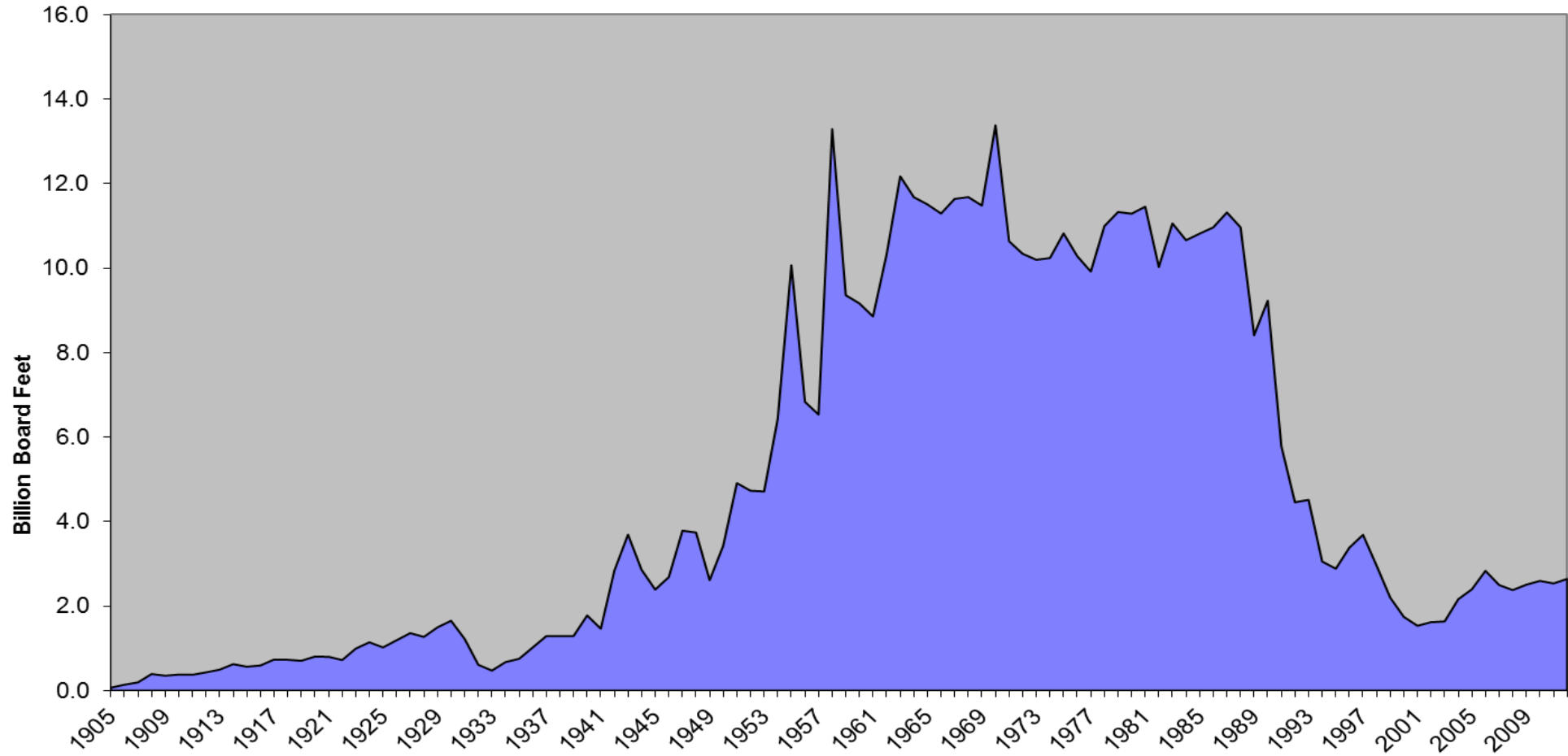
Many of our Members are located in rural communities where sawmills are the only industry

## Tom Partin

40 years in the Forest Products Industry

Forester, Logging Manager, Plant Manager, Association President

# National Forest Timber Sale Volume Sold



# Comparison of USFS Timber Sale Volume 1990-Present (4 Western States)

---

<b>Forest Service Volume Sold</b>	<b><u>1990</u></b>	<b><u>Present</u></b>	<b><u>Difference</u></b>
<b>Oregon</b>	<b>2,014 MMBF</b>	<b>374 MMBF</b>	<b>1,640 MMBF</b>
<b>Washington</b>	<b>801 MMBF</b>	<b>120 MMBF</b>	<b>681 MMBF</b>
<b>Idaho</b>	<b>715 MMBF</b>	<b>140 MMBF</b>	<b>575 MMBF</b>
<b>Montana</b>	<b>521 MMBF</b>	<b>100 MMBF</b>	<b><u>421 MMBF</u></b>
<b>Total Forest Service Sale Reduction</b>			<b>3,317 MMBF</b>

# Oregon

Open Mills Today

**106**

Mills Closed 1990–2014

**299**

---

**↓ 74**  
**%**

Mill  
Employment

**45,778**

in 1990

**15,706**

in 2014

---

**↓ 66%**

## Washington

Open Mills Today

74

Mills Closed 1990–2014

107

↓ 59%

Mill

Employment

21,046

in 1990

11,906

Current

↓ 44%



# Idaho

Open Mills Today

**31**

Mills Closed 1990–2014

**62**

**↓ 67%**

Mill  
Employment

**7,310**

in 1990

**2,628**

**Current**

**↓ 74%**



# Montana

Open Mills Today

**12**

Mills Closed 1990–2014

**38**

**↓ 76%**

Mill

Employment

**4,704**

in 1990

**1,555**

**Current**

**↓ 67%**





# All Western Mills

(Data From P.F. Ehinger)

Open Mills Today

**223**

Mills Closed 1990–Current

**506**

**↓ 69%**

Mill

Employment

**78,838**

in 1990

**31,795**

**Current**

**↓ 60%**



# Indirect/Direct Jobs Lost By USFS Timber Reductions

---

Reduction in USFS Timber Sale Volume 1990-Present= 3,317 MMBF/yr.

For Every 1 MMBF of Timber Harvested=18 Direct/Indirect Jobs Created!

Jobs Lost: 3,317 MMBF X 18 Jobs/MMBF= 59,706 Jobs

These are Family Wage Jobs with Benefits located mostly in Rural Communities!

# Title I Dollars---Payments to States From Forest Service in lieu of Harvest (SRS)

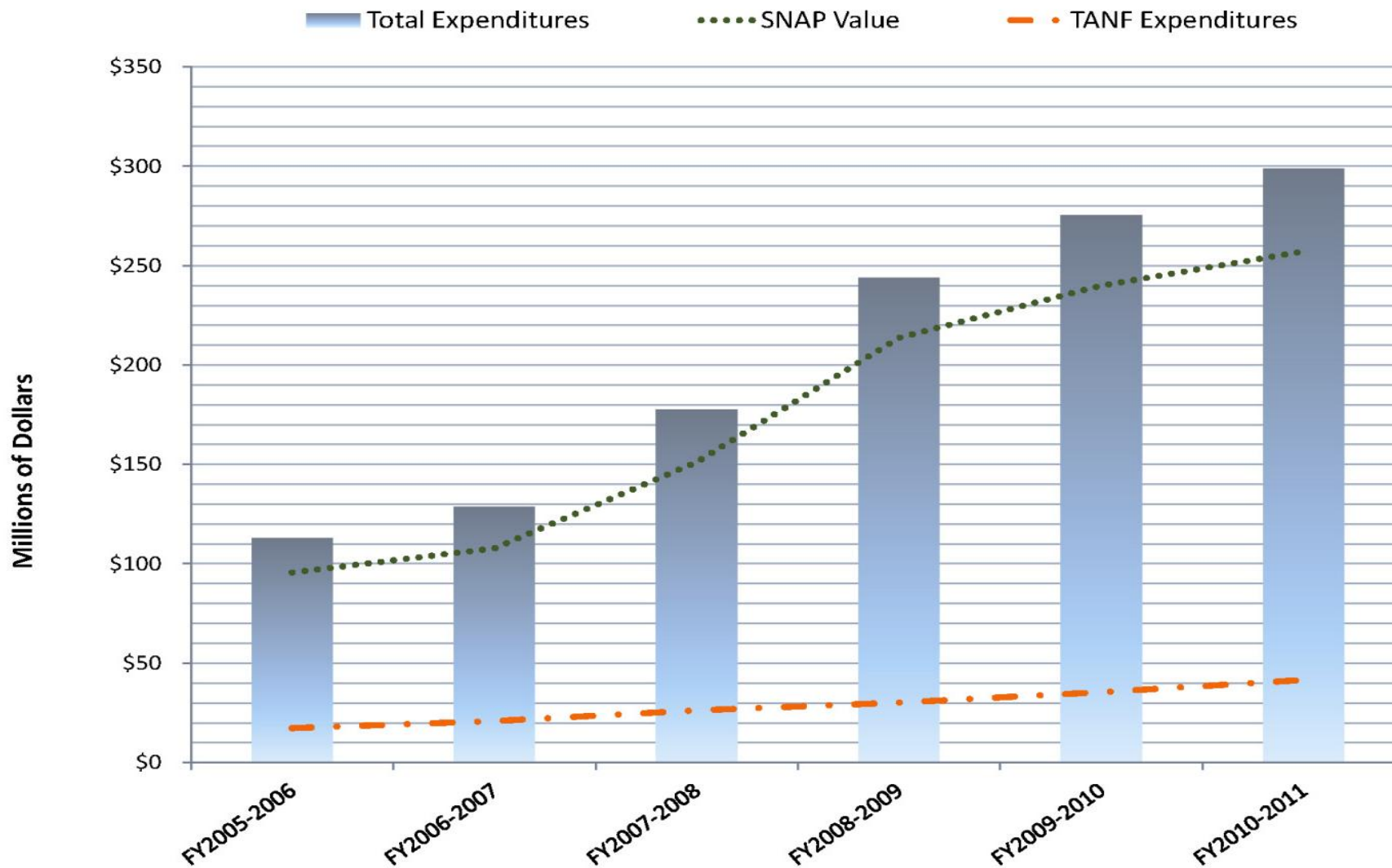
(in Millions of \$)

<u>STATE</u>	<u>2009</u>	<u>2011</u>	<u>2011</u>	<u>2012</u>	<u>2013</u>
Idaho	\$37.7	\$30.1	\$27.4	\$26.03	\$24.73
Montana	\$26.7	\$23.3	\$20.5	\$19.47	\$18.50
Oregon	\$128.4	\$108.2	\$64.2	\$60.99	\$57.94
Wash.	\$34.4	\$30.5	\$21.2	\$20.14	\$19.13
Total:	\$227.2	\$192.1	\$133.3	\$126.63	\$120,30
National	\$438	\$389	\$307	\$291.65	\$277.07

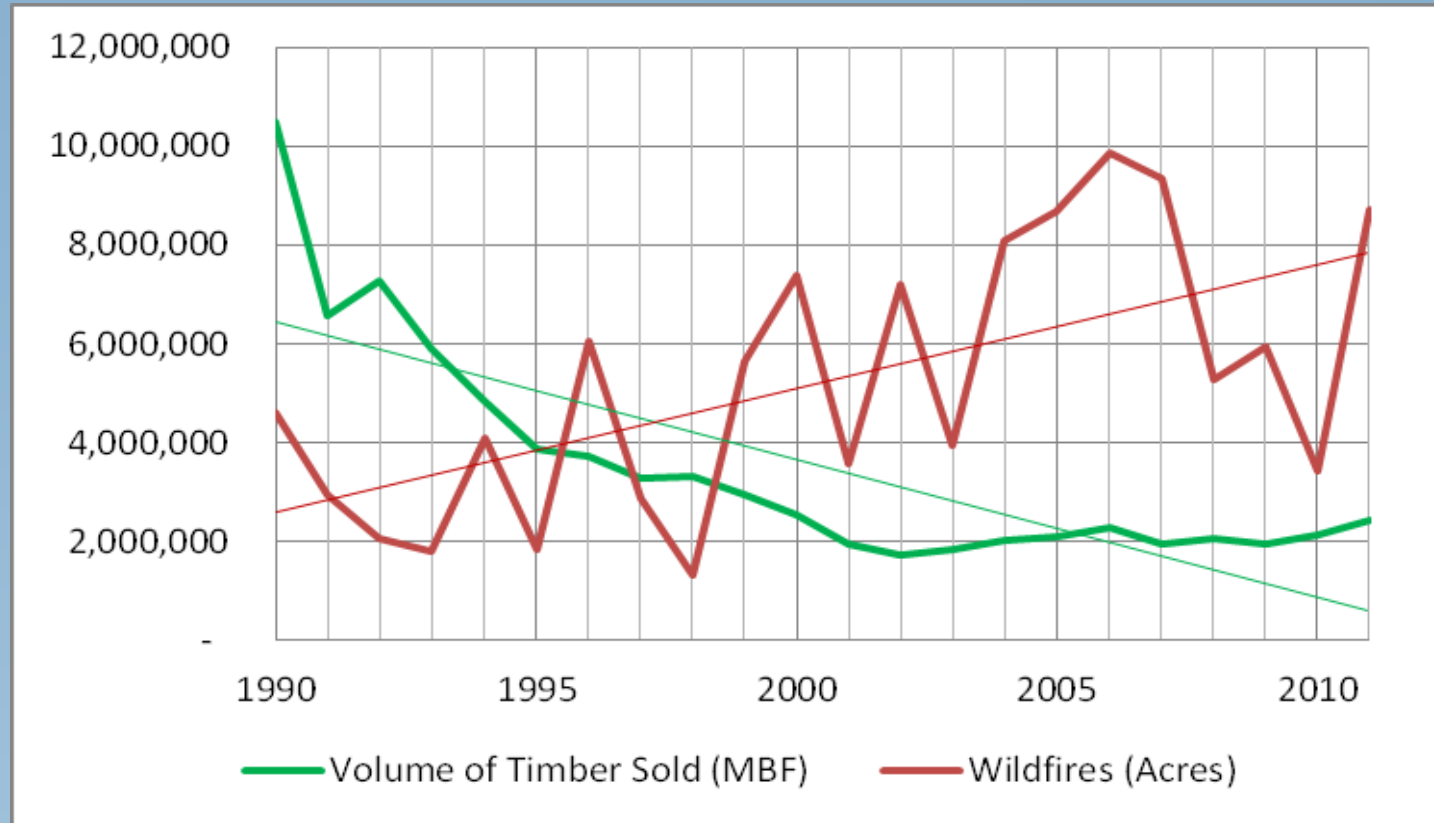
SRS Payments to Four Western States Have Fallen by **\$106.9 Million**

Payments to States Nationally Have Fallen by **\$160.93 Million**

# Cost of Assistance and Nutrition is Increasing in Rural Counties—22%/yr



# Timber Sold vs. Fire Trends (Fire Fighting --now ½ of USFS Budget)



# What Caused Timber Sale Reductions?

**Listing of the spotted owl---Now 9 million acres of critical habitat.**

**East Side Screens in Region 6—no trees over 21” to be cut.**

**Extensive NEPA Planning—70% of project cost!**

**Conservative Forest Plan Revisions—not addressing fuel buildups.**

**Flagrant amount of Litigation—Projects litigated on most forests—Looking for EAJA money.**

# What Are Solutions to Our Public Timber Dilemma?

---

**Legislation Passed through the House of Representatives H.R. 1526**

**Legislation Introduced by Senator John Barrasso S. 1966**

**Legislation to Limit Fire Borrowing and Promote Forest Management S. 1875 and H.R. 3992**

# Hastings Bill HR 1526

sponsored by Doc Hastings (R-WA) , Passed in House

---

## Key Provisions

**Establishes Forest Reserve Revenue Areas.**

**These Areas established in the General Forest areas outside of Wilderness and produce at least 20 Cu. Ft. of growth per year**

**No less than 50% of sustained yield must be harvested per year—not counting post/poles**

**25% of Receipts go back to counties**

**EA only need to be prepared—100 pages or less**

**EA completed within 180 after Project Notice**



# HR 1526 Continued

## Other Key Components of the Bill

---

**Cumulative Effects described as current conditions**

**10,000 acres CE available for salvage or high risk forests**

**Agency can use Designation by Prescription**

**Agency Analyzes ESA compliance and submits**

**Plaintiffs must post a bond to appeal a project**

# **Barrasso Bill S. 1966**

## **Introduced in Senate E&NR Committee**

---

**Allows USFS to expedite timber harvest over 7.5 million acres over 15 years in Forest Management Emphasis Areas. (½ million acres per year) Doubles existing treatment acres—raise harvests to 5.5-6 BBF nationwide.**

**Additional 25% of revenues goes directly to Counties**

**Projects only need 2 Alternatives in Planning, ESA Consultation done in house by USFS**

**100 page EA only, No Cumulative Effects analysis needed**

**Streamlined objection process—then baseball arbitration**

# Legislation to Limit Fire Borrowing and Promote Forest Management S. 1875 and H.R. 3992

---

**S. 1875 Introduced in Senate By Wyden And Crapo**

**H. R. 3992 Introduced in House by Simpson and Schrader**

**Will Prevent Forest Management Funds from Being tapped to help Fund Wildfires Suppression**

**Will Put More Funds into Pre-Fire Fuels Reduction Projects**

# What Can State Legislators Do??

**Contact Your Congressional Delegation and Insist They Pass Some Form of Meaningful Forestry Legislation During This Congress**

**Legislation Needs to Recouple Forest Management with Payments Back to Counties—Provide Certainty For Counties as Well as Forests**

**H.R. 1526—Passed in House, S. 1966 Stuck in Senate E&NR Committee—Needs a Vote to be passed in Senate and Conferred w/1526**

**Wildfire Spending Bill Needs to Be Passed to Prevent Fire Borrowing and to Promote Better Forest Management!**

**The Forests, Forest Products Industry, and Communities need your help!!!!**